



Manufacturer's Marks and Other Logos on Glass Containers

Compiled by the Bottle Research Group




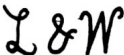
(Bill Lockhart, Bill Lindsey, Carol Serr, Pete Schulz, and Beau Schriever)

L

Logo	Firm	Date Range	Section*
L	poss. Lamb Glass Co.	ca. 1964-?	L:Lamb Glass Co.
L	W.J. Latchford Glass Co.	1925-1939	L:Latchford Glass Co.
L	Laurens Glass Works	1934-1990	L:Laurens Glass Works
	W.J. Latchford Glass Co.	1925-1939	L:Latchford Glass Co.
	Latchford Glass Co.	1957-1989	L:Latchford Glass Co.
	W.J. Latchford Glass Co.	1925-1939	L:Latchford Glass Co.
	Latchford Glass Co.	1957-1989	L:Latchford Glass Co.
	Lynchburg Glass Corp.	1920-1925	L:Lynchburg Glass Works
	Lincoln Container Corp.	1953-ca. 1971	L:Other L
	Leone Industries	1966-present	L:Other L
	W.J. Latchford Glass Co.	1925-1939	L:Latchford Glass Co.
	W.J. Latchford Glass Co.	1925-1939	L:Latchford Glass Co.
	Lincoln Glass Bottle Co.	1942-1952	K:Knox Glass
L (in Mass. Seal)	Lockport Glass Co.	ca. 1914-1919	L:Lockport Glass Co.
L (in Mass. Seal)	Lamb Glass Co.	ca. 1939-1947	L:Lamb Glass Co.
L (+ letters or numbers)	Graham Glass Co.	1912-1926	G:Graham Glass Co.

Logo	Firm	Date Range	Section*
L-52	Lamb Glass Co.	1921-ca. 1925	L:Lamb Glass Co.
	Lamb Glass Co.	ca. 1929-ca.1971	L:Lamb Glass Co.
LAIRD SC PITT	poss. John Robinson	ca. 1824-ca. 1828	L:Other L
LAMB	Lamb Glass Co.	ca. 1944-1960s	L:Lamb Glass Co.
LANCASTER CO OP GLASS WORKS	Lancaster Glass Works	1881-ca. 1909	L:Lancaster Glass Works
LANCASTER GLASS WORKS	Lancaster Glass Works	1849-early 1870s	L:Lancaster Glass Works
LATCHFORD-MARBLE GLASS Co.	Latchford-Marble Glass Co.	1939-1957	L:Latchford Glass Co.
LAURENS QUALITY GLASS	Laurens Glass Works	1975-1977	L:Laurens Glass Works
LB	unknown	unknown	L:Other L
	Long Beach Glass Co.	1920-1933	L:Long Beach Glass Co.
LBS	prob. British	ca. 1870s-ca.1910	L:Other L
LCC	unknown	unknown	L:Other L
LCM	unknown	late 19 th century	L:Other L
L.C.&R.CO.	Lampton, Crane and Ramey Co.*	ca. 1893-ca. 1904	L:Other L
LEOTRIC	Gayner Glass Works	1904-1910?	G:Gayner Glass Works
LF&CO	unknown	mid-19th century	L:Other L
L.G.	Liberty Glass Co.	1924-1931; 1954- 1967+	L:Liberty Glass Co.
L-G	Liberty Glass Co.	1929-1967 or later	L:Liberty Glass Co.
LG	Liberty Glass Co.	1955-1994	L:Liberty Glass Co.
LG	unknown (<i>not</i> Liberty)	late 19 th century?	L:Other L
Lgb	Lynchburg Glass Works	ca. 1919-1920	L:Lynchburg Glass Works

Logo	Firm	Date Range	Section*
LGC	McConnon & Co. Medicine Mfg. Factory*	ca. 1912-1940s?	L:Other L
LGCo †	Lindell Glass Co.	1874-1892	L:Lindell Glass Co.
LGCo.	Loogootee Fruit Jar Co.	ca. 1904-ca. 1906	L:Other L
LGCO	Lyndeborough Glass Co.	1866-1886	L:Other L
LGCo / 1	Lockport Glass Co.	1900-1919	L:Lockport Glass Co.
L.G.CO.52	Lamb Glass Co.	ca. 1925-ca. 1929	L:Lamb Glass Co.
	Lamont Glass Co.	ca. 1893-ca. 1898	L:LGCo monogram
	Lamont Glass Co.	ca. 1890-ca. 1899	L:LGCo monogram
	poss. Lythgoe Glass Co.	1887-1889	L:LGCo monogram
L.G.CO.N.S.	Lamont Glass Co.	ca. 1890-ca. 1898	L:LGCo monogram
LGW	Laurens Glass Works	1919-1968	L:Laurens Glass Works
LGW monogram	Lockport Glass Works	1850-1904	L:Other L
LIGHTNING	Henry W. Putnam**	late 1870s-1900+	L:Other L
LOCKPORT GLASS WORKS	Lockport Glass Works	1843-1904	L:Other L
LOCKPORT MASON	Lockport Glass Co.	ca. 1900-ca. 1913	L:Lockport Glass Co.
	Latchford-Marble Glass Co.	1939-1957	L:Latchford Glass Co.
	Latchford-Marble Glass Co.	1939-1957	L:Latchford Glass Co.
	Latchford-Marble Glass Co.	1939-1957	L:Latchford Glass Co.
LOU KY GW	Louisville Glass Works	ca. 1855-1873	L:Louisville Glass Works

Logo	Firm	Date Range	Section*
LOUISVILLE KY GLASS WORKS	Louisville Glass Works	ca. 1855-1873	L:Louisville Glass Works
	Lummis Glass Co.** ††	1940-1952	K:Knox Glass
LSCo	Lowell Stopper Co.**	1866-1886	L:Other L
	R.E. Tounge & Bros.**	ca. 1890-ca. 1900	L:Other L
	R.E. Tounge & Bros.**	ca. 1890-ca. 1900	K:Knox Glass
L&W (block)	Lorenz & Wightman	1863-1873	L:Lorenz Glass Firms
	Lorenz & Wightman	1863-1873	L:Lorenz Glass Firms
LYNCHBURG STANDARD MASON	Lynchburg Glass Corp.	1923-1925	L:Lynchburg Glass Works
LYRIC	Illinois Glass Co.	1913-1929	I:Illinois Glass Co.

* Section = Chapter on either the Historic Bottle Website or printed edition of the Encyclopedia of Manufacturer's Marks on Glass Containers. First letter indicates the chapter (e.g. A = chapter on A logos) : name of section with chapter (e.g., American GW-Pitts is the section on the American Glass Works, Pittsburgh, PA.

** Not a glass manufacturer

† There was a great deal of variation in the letter "G" and in Co v. C^o.

†† Lummis Glass Co. was a distributor for the Pennsylvania Glass Co.