

E. MORGAN.

Inkstand.

No. 128,163.

Patented June 18, 1872.

Fig. 1.




Fig. 2.

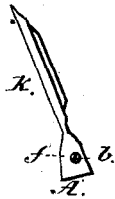


Fig. 3.

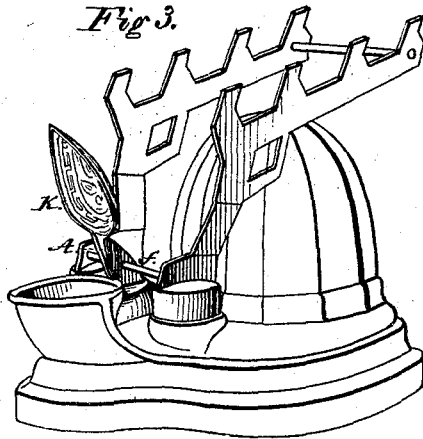
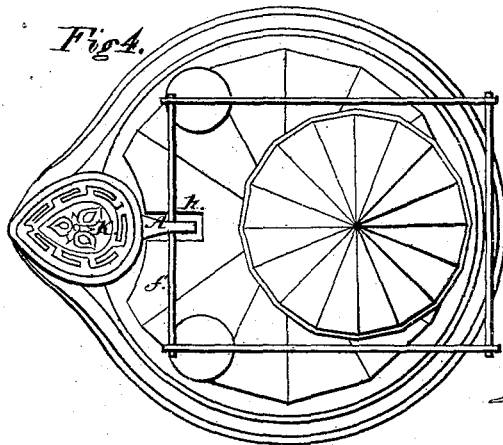


Fig. 4.



Witnesses.

Joseph Joseph  
O'R. Merrill

Inventor.

E. Morgan

# UNITED STATES PATENT OFFICE.

ELISHA MORGAN, OF SPRINGFIELD, MASSACHUSETTS.

## IMPROVEMENT IN INKSTANDS.

Specification forming part of Letters Patent No. 128,163, dated June 18, 1872.

### *Improvement in Covers for Inkstands.*

*To all whom it may concern:*

Be it known that I, ELISHA MORGAN, of Springfield, in the county of Hampden and State of Massachusetts, have invented a new and Improved Cover or Cap for Inkstands, of which the following is a full and exact description, reference being had to the accompanying drawing forming part of this specification, and in which—

Figure 1 represents a longitudinal section. Fig. 2 shows the cap K with its shank A. Fig. 3 represents an elevation, in perspective, with cover open. Fig. 4 represents a top view.

My improved cover or cap has an extended shank or arm, A, through the hole *b*, in which passes a spring-wire, *f*, each end of which is attached to the body of the stand, or, as shown in the drawing, to the lower part of the pen-rack. The spring-wire *f* may pass through the shank A at such distance from its rear end, or heel, that when the cap is raised the heel, bearing upon the stand, bends the spring-wire *f* upward. As a consequence of this,

when the cap is raised so far that its bearing upon the stand below is brought forward of the line of the spring-wire *f*, the cap is thrown upward, and held open, until, by the hand, it is pressed so far down as to carry the bearing to a point behind the line of the wire, when the action of the spring-wire *f* closes it.

In order to prevent the cap slipping laterally upon the wire *f* it may be so arranged and shaped that the shank A plays in a depression or recess, *h*, in the body of the stand; but I do not confine myself to this method of keeping the cap in place, as it may be held there by various devices.

What I claim as my invention, and desire to secure by Letters Patent, is—

The combination of the cover K, shank A, spring-wire *f*, and stand or rack, or their equivalents, substantially as and for the purposes described.

E. MORGAN.

Witnesses:

JOSEPH JOSLYN,  
O. K. MERRILL.