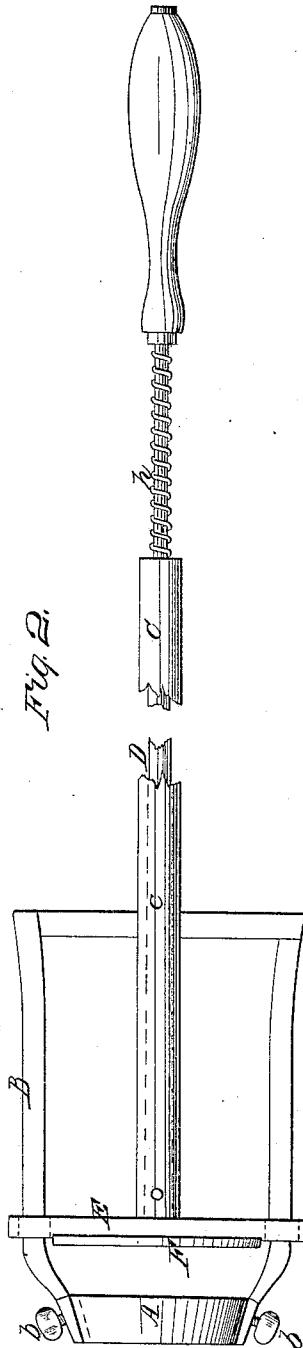
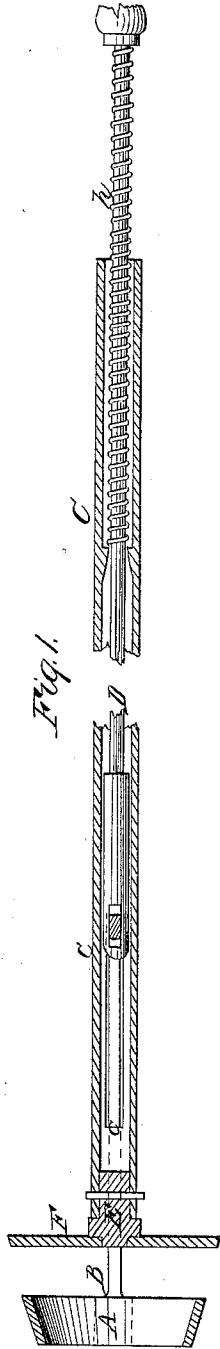
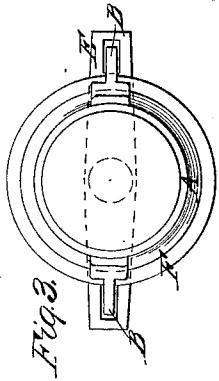


*James G. Gatchell,  
Tool for Making Glass.*

*No. 51,058.*

*Patented Nov. 21, 1865.*



*Witnesses:  
Chas. Rogers  
L. Ransom*

*Inventors:  
J. G. Gatchell  
A. B. Patchell*

# UNITED STATES PATENT OFFICE.

F. H. JAMES AND N. B. GATCHELL, OF LANCASTER, NEW YORK.

## IMPROVED CLAMPING-PUNTY.

Specification forming part of Letters Patent No. 51,058, dated November 21, 1865; antedated November 8, 1865.

*To all whom it may concern:*

Be it known that we, F. H. JAMES and N. B. GATCHELL, of the town of Lancaster, county of Erie, and State of New York, have invented new and useful Improvements in Clamping-Punties; and we do hereby declare that the following is a full and exact description thereof, reference being had to the accompanying drawings, and to the letters of reference marked thereon, in which—

Figure 1 is a longitudinal section of our improved clamping-punty; Fig. 2 a side elevation, and Fig. 3 a plan view, of the same.

The nature of our invention relates to a punty constructed in a manner so that to finish the neck of a bottle it may be easily and quickly inserted into the punty, and by means of a spring firmly held in its place until finished, when it may be readily removed.

In the manufacture of glass bottles great difficulty has been experienced in holding the bottles in a proper manner for finishing the necks.

The common mode heretofore employed has been to use a straight bar or rod of iron with a head or ball upon one end, to which, when it is dipped into the melted glass, a quantity of glass adheres. While in a semi-fluid or plastic state, and while the bottle is also in a plastic state, immediately after being withdrawn from the mold, the glass upon the rod or punty is brought in contact with the base or bottom of the bottle and immediately adheres thereto, and the glass soon chilled, the bottle is made fast to the punty, so that the operator may finish the neck of the bottle in any desired form.

It will be recollected that during the process of uniting the punty to the bottle the bottle is in a plastic or flexible state in consequence of the heat it still retains after having been withdrawn from the mold, thus rendering it liable to get out of shape.

Another objection to the old method is that when the bottle is completed the portion of glass adhering or connecting the bottle to the punty is broken by a sudden jar by the operator, which leaves a rough place on the bottom of the bottle.

By our invention we obviate all the difficulty attending the old method for finishing the necks of bottles.

To enable others skilled in the art to make and use our invention, we will proceed to describe its construction and operation.

In Fig. 1, A represents a beveled or conical ring, which may be rigidly attached or secured by means of thumb-screws *b b* to a rectangular frame, B.

C represents a tube in which a long mortise or slot, *c*, is cut, through which the bottom cross-piece of the frame passes.

D represents a rod running through the tube and rigidly attached to the frame B at the center of the bottom cross-piece thereof. On the outer end of said rod is a spiral or coil spring, *h*, the purpose of which will be hereinafter described. At the other end of the tube is a cross-bar, E, having in each end mortises through which the side pieces of the frame B work in concert with the bottom cross-piece in the mortise or slot *c* in the handle or tube of the punty.

F is a disk rigidly attached to cross-bar E. The operation of this device is perfect, simple, and easy, requiring no considerable amount of skill for its use. By pressing upon the rod D causes the conical ring to recede from the disk, which gives sufficient space between the disk and ring to allow the bottle to be introduced; then by releasing the handle the coil-spring will press the disk gently against the bottom of the bottle and the body of the bottle against the inside of the ring, thus keeping the bottle firmly in its place until finished, when it can be removed by again drawing out on the handle.

Having thus described our invention, what we claim, and desire to secure by Letters Patent of the United States, is—

1. A beveled conical ring, A, in combination with the disk F, operating substantially as and for the purposes described.

2. The punty tube or handle C, in combination with rod D, spring *h*, and disk F, operating in the manner as and for the purposes herein set forth.

F. H. JAMES.  
N. B. GATCHELL.

Witnesses:

CHAS. ROGERS,  
V. WILCOX.